


AAJT-S

ABDOMINAL AORTIC & JUNCTIONAL
TOURNIQUET-STABILIZED (AAJT-S)

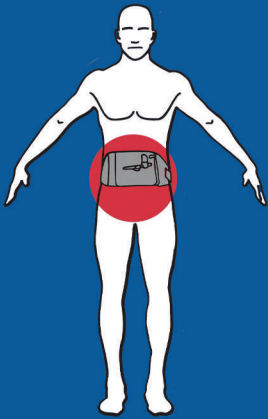
HEMORRHAGE STOPS HERE



- ◆◆ Multi-purpose life saving device
- ◆◆ Axilla, abdominal, pelvic, inguinal indications
- ◆◆ Only device cleared for abdominal use
- ◆◆ Immobilizes pelvic fractures and stops bleeding
- ◆◆ Proven equivalent to Zone 3 REBOA*
- ◆◆ Easy to apply

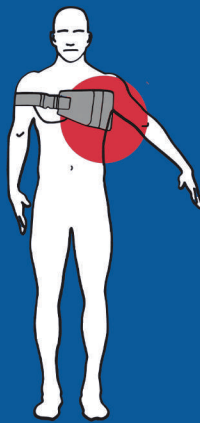
* Rall, Jason M., et al. "Comparison of Zone 3 Resuscitative Endovascular Balloon Occlusion of the Aorta and the Abdominal Aortic and Junctional Tourniquet in a Model of Junctional Hemorrhage in Swine." Journal of Surgical Research, vol. 226, 2018, pp. 31-39

Multi-functional Hemorrhage Control



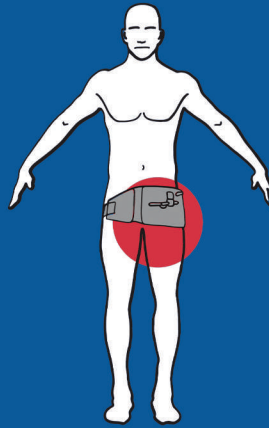
Abdominal

The AAJT-S compresses the abdominal aorta when applied at the mid-abdomen to control bleeding in the pelvic, groin and legs.



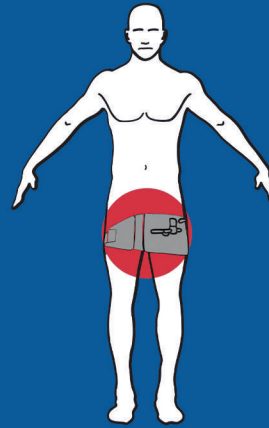
Axilla

The AAJT-S compresses the subclavian artery to shut off the blood supply like a faucet.



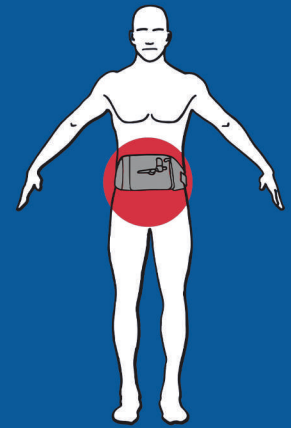
Inguinal

The AAJT-S can be positioned to stop bleeding for left or right lower leg hemorrhages.



Pelvic Fractures

The AAJT-S is cleared to stabilize the pelvis and can reduce the size of the abdominal cavity that the patient can bleed into.



Zone 3 - REBOA

The AAJT-S has been proven to be equivalent to Zone 3 REBOA* when applied at the mid-abdominal level.

Easy to Use - Wide Coverage Area - Multi-Purpose

• 5 Steps To Success •

1. Secure device around torso. Connect ladder strap until **RED** meets **RED**.
2. Position bladder over target site.
3. Tighten belt and remove all slack.
4. Use ratcheting buckle to complete tightening.
5. Inflate bladder until **GREEN** indicator shows.

What Makes The AAJT-S Different



Saves Humans Life



Light Weight & Compact



Researched & Proven

- ◆◆ Stops Bleeding
- ◆◆ Battlefield Tested



- ◆◆ Saves Lives
- ◆◆ Scientifically Proven